



**Jonathan Green**  
QUALITY LAWNS SINCE 1881

# VERI-GREEN<sup>®</sup>

## Lawn Food

QUICK  
GREENING  
FORMULA

FEEDS LAWNS  
FOR UP TO  
3 MONTHS

USE ON  
ALL TYPES  
OF GRASS



**CONTAINS IRON FOR  
MAXIMUM GREENING!**

**29-0-3**

### FEEDING YOUR LAWN

Veri-Green Lawn Food offers outstanding performance with continuous nutrient release for up to 3 months. Veri-Green Lawn Food is not affected by excessive rainfall and will usually yield a rich-green color within 7 - 14 days after application, if weather conditions permit. Veri-Green Lawn Food can be used on all grass types. If the lawn is under stress from lack of rainfall or heat, and air temperatures are 85 degrees or higher, do not apply this product, as turf injury may occur.

### DIRECTIONS FOR USE

Apply Veri-Green Lawn Food spring through fall when grass is actively growing on established lawns. Apply when grass is dry and water thoroughly after applying for best results; however, product does not require watering in. You can re-enter lawn area after product is applied.

Apply uniformly with a lawn spreader using the chart listed. Veri-Green Lawn Food will not burn the lawn when applied as directed. At the recommended rate, this product will apply 3 lb. per 1,000 square feet.

In north Florida, Veri-Green can be applied no more than 2 times per year on Centipede, 3 times per year on Bahia and Zoysia, 4 times per year on St. Augustine and 5 times per year on Bermuda.

In central Florida, Veri-Green can be applied no more than 3 times per year on Centipede, 4 times per year on Bahia and Zoysia, 5 times per year on St. Augustine and 6 times per year on Bermuda.

In south Florida, Veri-Green can be applied no more than 3 times per year on Centipede, 4 times per year on Bahia and Zoysia, 6 times per year on St. Augustine and 7 times per year on Bermuda.

### CARING FOR YOUR LAWN

Mow grass at 2-1/2 to 3-1/2 inches. Do not remove more than 1/3 of the grass blade at one time, with a sharp mower blade. Mulch clippings or leave them on the lawn if not wet or clumpy. One inch of water from rainfall and/or watering per week is usually adequate unless drought conditions exist.

### SPREADER SETTINGS

**The following settings are approximate** for applying contents of this package at a suggested rate of 3 pounds per 1,000 square feet. Settings are based on an average walking speed. Reduce setting for slower speed; raise setting for higher speed. Check your spreader on 250 square feet and adjust to apply at the rate of .75 pounds per 250 square feet. Spreader condition, rate of walk, and humidity can all vary the rate of application. Sweep (do not wash) all fertilizer materials from surfaces immediately after application, because certain fertilizer ingredients can cause staining. Wash out spreader after each use and allow it to dry thoroughly. Treat any exposed metal spreader areas with oil to reduce corrosion.

#### BROADCAST (ROTARY) SPREADERS

<b>Jonathan Green</b>	<b>6-1/2</b>
<b>Standard</b>	<b>14</b>
<b>Deluxe &amp; Pro</b>	<b>4</b>
<b>Hand Held</b>	<b>3 - 4</b>
Agri-Fab	6
Chapin 81000A	5
Cyclone	14
Earthway	6
ACE - Greenthumb	12/E
Agway - Fertileome	4
Echo RB-60	5
Lesco	6
Ortho	26
Precision (Red Devil)	6
Scotts Rotary Spreaders*	5
Scotts EasyGreen	6
Spyker	5
Sta-Green	6
Vigoro	6

\*Includes EdgeGuard, Elite, Standard, Basic, LawnPro & Speedy Green 1000 - 3000

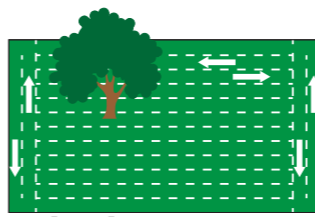
#### DROP SPREADERS

Central	6
EZ Republic	5
Earthway	14
Ames	4
Precision Greenline	3.5
Red Devil	
Scotts**	

\*\*Includes Accugreen 1000 - 2000 & Classic

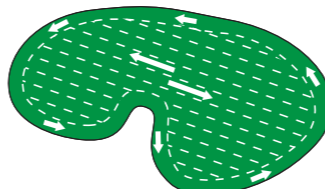
For more settings visit [www.jonathangreen.com](http://www.jonathangreen.com)

### USAGE TIPS



#### For rectangular lawns

Apply two header strips across each end for a turning area. Then apply back and forth in the longest direction.



#### For irregular-shaped lawns

Apply a header strip around the entire lawn for a turning area, then apply back and forth.

**Note:** Each pass should be within 10 feet of each other to ensure an overlap.

- Do not leave spreader open when making turns.
- For best results, do not apply on a windy day.
- Swath will vary due to weather conditions, product used and walking speed.
- To determine how much coverage you need, multiply the length of your lawn by its width. This equals your total square footage. Deduct any non-lawn areas (house, gardens, walkways, etc.). One bag covers up to 5,000 sq. ft.

### GUARANTEED ANALYSIS

TOTAL NITROGEN (N)	29.00%
29% Urea Nitrogen*	
SOLUBLE POTASH (K <sub>2</sub> O)	3.00%
IRON (Fe)	5.00%
0.05% water soluble iron (Fe)	

Derived from:  
Polymer Coated Urea, Urea, Muriate of Potash, Iron Sulfate.

\*11.6% controlled release urea nitrogen from polymer coated urea.

Information regarding the contents and levels of metals in this product is available on the internet at <http://www.aapfco.org/metals.html>

### CAUTION

Keep out of reach of children. Apply only to actively growing turf. Do not apply near water, storm drains, or drainage ditches. Apply only to actively growing turf. Do not apply if heavy rain is expected. Apply this product only to your lawn or garden and sweep any product that lands on the driveway, sidewalk or street back onto your lawn or garden. Sweep fertilizer off concrete surfaces to avoid staining. Check with your local Cooperative Extension Agency to obtain specific information on local turf best management practices. Check with your county or city government to determine if there are local regulations for fertilizer use.

### NOTICE

Seller makes no warranty, expressed or implied, concerning the use of this product other than as indicated on the label. Buyer assumes all risk of use and/or handling if such use is contrary to label instructions.


**Be aware of local ordinance requirements concerning lawn fertilizer applications. "Black out" dates may limit or prohibit lawn fertilizer applications from late fall to early spring in certain areas.**

Download our FREE  
Lawn Care Guide



F002946

**My Pledge Of Satisfaction**  
We have made every effort in the formulation of this product to assure that you will be satisfied with the results. If, for any reason, you are not satisfied, please write and describe the problem. Our lawn specialists will make every effort to assure your success.



Sign up to receive timely lawn tips  
[www.jonathangreen.com](http://www.jonathangreen.com)



Distributed & Guaranteed by: Jonathan Green, Inc. P.O. Box 326 Farmingdale, NJ 07727

26004 5F024