

**Jonathan Green**  
QUALITY LAWNS SINCE 1881

# WINTER SURVIVAL

## Fall Lawn Food

HELPS REPAIR  
LAWN FROM  
SUMMER DAMAGE

HELPS PROTECT  
LAWN FROM  
WINTER STRESS

USE ON  
ALL TYPES  
OF GRASS

PROMOTES DEEP ROOTING IN FALL...  
AND EARLIER GREENING IN SPRING!

**10-0-20**

### FALL FEEDING

Fall is a great time to grow grass and feed your lawn. Cooler temperatures and higher amounts of rainfall helps your lawn recover from summer stress. Winter Survival Fall Lawn Food provides nutrients to make your lawn thicker and greener than ever before while encouraging deeper-rooting. Winter Survival Fall Lawn Food can be used on all grass types.

### HOW TO APPLY

Apply Winter Survival Fall Lawn Food from late summer through fall. Apply only to actively growing turf. Apply when grass is dry and water thoroughly after applying for best results; however, product does not require watering in. You may apply MAG-I-CAL Plus in any order on the same day that you apply Winter Survival Fall Lawn Food. You can re-enter lawn area after product is applied. Apply uniformly with a lawn spreader using the chart listed. This package applies 3 lb. of product per 1,000 square feet.

In north, central and south Florida, do not exceed 2 applications per year. Do not apply to any turfgrasses in North Florida in winter.

### SEEDING LAWNS

Winter Survival Fall Lawn Food is ideal for fall seeding. Apply Winter Survival Fall Lawn Food after grass seed has been planted. Water the lawn after application to activate the feeding process to get new grass plant seedlings off to a good start.

### CARING FOR YOUR LAWN

Mow grass at 2-1/2 to 3-1/2 inches. Do not remove more than 1/3 of the grass blade at one time, with a sharp mower blade. Mulch clippings or leave them on the lawn if not wet or clumpy. One inch of water from rainfall and/or watering per week is usually adequate unless drought conditions exist.

### GUARANTEED ANALYSIS

TOTAL NITROGEN (N) ..... 10.00%  
10% Urea Nitrogen\*  
SOLUBLE POTASH (K<sub>2</sub>O) ..... 20.00%  
IRON (Fe) ..... 3.00%  
0.03% water soluble iron

Derived from: Urea, Polymer Coated Urea, Muriate of Potash, Iron Sulfate.

\*2.5% Controlled release urea nitrogen from polymer coated urea.

Information regarding the contents and levels of metals in this product is available on the internet at <http://www.aapfco.org/metals.html>

### SPREADER SETTINGS

The following settings are approximate for applying contents of this package at a suggested rate of 3 pounds per 1,000 square feet. Settings are based on an average walking speed. Reduce setting for slower speed; raise setting for higher speed. Check your spreader on 250 square feet and adjust to apply at the rate of .75 pounds per 250 square feet. Sweep (do not wash) all fertilizer materials from surfaces immediately after application, because certain fertilizer ingredients can cause permanent stains. Wash out spreader after each use and allow it to dry thoroughly. Treat any exposed metal spreader areas with oil to reduce corrosion.

#### BROADCAST (ROTARY) SPREADERS

Jonathan Green	
Standard	5
Deluxe & Pro	10-11
Hand Held	3
Agri-Fab	6
Cyclone	5
Earthway (Ames)	14
Lesco	12 - E
Ortho	5
Precision (Red Devil)	5
Scotts Rotary Spreaders	6*
Scotts EasyGreen	26

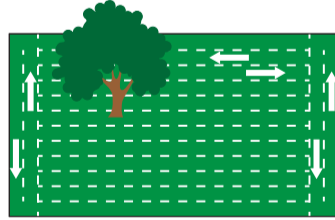
\*Includes EdgeGuard, Elite, Standard, Basic, LawnPro & Speedy Green 1000 - 3000

#### DROP SPREADERS

Earthway (Ames)	14-1/2
Ortho	5
Precision (Red Devil)	3
Scotts Drop**	7

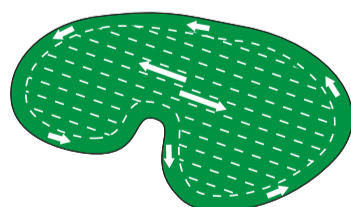
\*\*Includes Accugreen 1000 - 2000 & Classic

### USAGE TIPS



#### For rectangular lawns

Apply two header strips across each end for a turning area. Then apply back and forth in the longest direction.



#### For irregular-shaped lawns

Apply a header strip around the entire lawn for a turning area, then apply back and forth.

**Note:** Each pass should be within ~8 feet of each other to ensure an overlap.

- Do not leave spreader open when making turns.
- For best results, do not apply on a windy day.
- Swath will vary due to weather conditions, product used and walking speed.
- To determine how much coverage you need, multiply the length of your lawn by its width. This equals your total square footage. Deduct any non-lawn areas (house, gardens, walkways, etc.). One bag covers up to 5,000 sq. ft.

### CAUTION


Keep out of reach of children. Do not apply near water, storm drains, or drainage ditches. Do not apply if heavy rain is expected. Apply this product only to your lawn and sweep any product that lands on the driveway, sidewalk or street, back onto your lawn. Sweep fertilizer off concrete surfaces to avoid staining.

Check with your local Cooperative Extension Agency to obtain specific information on local turf best management practices. Check with your county or city government to determine if there are local regulations for fertilizer use.

**Be aware of local ordinance requirements concerning lawn fertilizer applications. "Black out" dates may limit or prohibit lawn fertilizer applications from late fall to early spring in certain areas.**

### NOTICE

Seller makes no warranty, expressed or implied, concerning the use of this product other than indicated on the label. Buyer assumes all risk of use and/or handling if such use is contrary to label instructions.



F002946

**My Pledge Of Satisfaction**  
We have made every effort in the formulation of this product to assure that you will be satisfied with the results. If, for any reason, you are not satisfied, please write and describe the problem. Our lawn specialists will make every effort to assure your success.



Sign up to receive timely lawn tips  
[www.jonathangreen.com](http://www.jonathangreen.com)



Download our FREE  
Lawn Care Guide



Distributed & Guaranteed by: Jonathan Green, Inc. P.O. Box 326 Farmingdale, NJ 07727

(22400) SF1223